

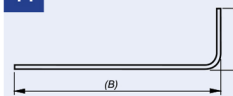
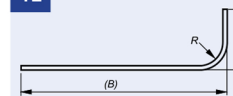
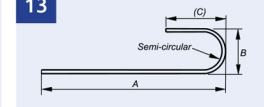
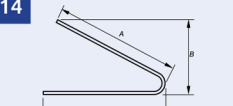
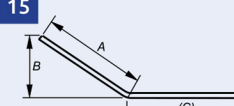

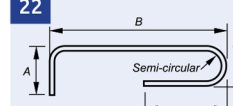

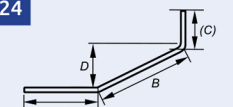
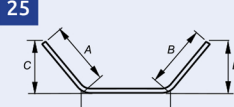
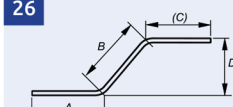
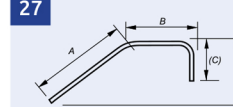
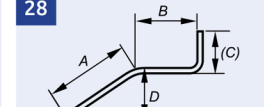
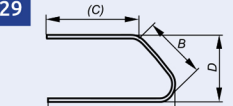
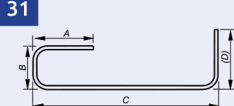
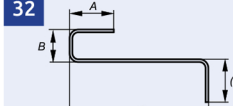
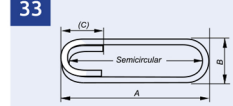
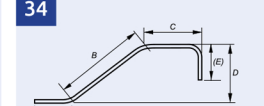
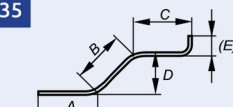
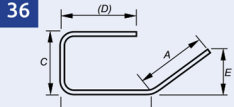
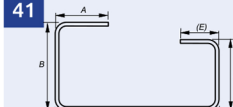
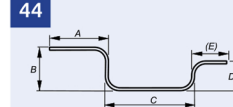
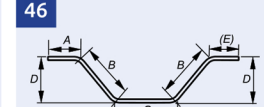
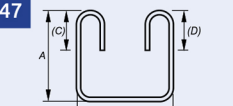
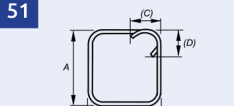
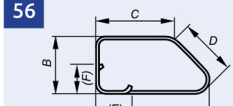
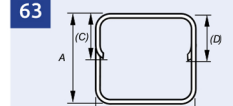
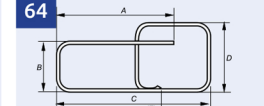
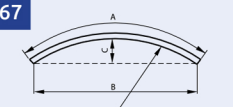
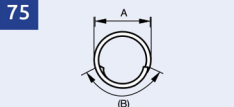
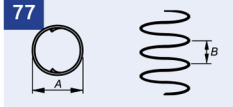
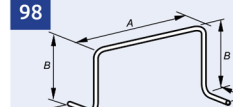
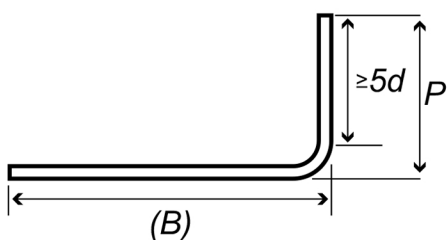


# STAINLESS UK BS8666:2020 SHAPE CODES

<b>00</b>  $L=A$	<b>01</b>  $L=A$	<b>11</b>  $L=A + (B) - 0.5r - d$	<b>12</b>  $L=A + (B) - 0.43R - 1.2d$	<b>13</b>  $L=A + 0.57B + (C) - 1.6d$
<b>14</b>  $L=A + (C) - 4d$	<b>15</b>  $L=A + (C)$	<b>21</b>  $L=A + B + (C) - r - 2d$	<b>22</b>  $L=A + B + 0.57C + (D) - 0.5r - 2.6d$	<b>23</b>  $L=A + B + (C) - r - 2d$
<b>24</b>  $L=A + B + (C)$	<b>25</b>  $L=A + B + (E)$	<b>26</b>  $L=A + B + (C)$	<b>27</b>  $L=A + B + (C) - 0.5r - d$	<b>28</b>  $L=A + B + (C) - 0.5r - d$
<b>29</b>  $L=A + B + (C)$	<b>31</b>  $L=A + B + C + (D) - 1.5r - 3d$	<b>32</b>  $L=A + B + C + (D) - 1.5r - 3d$	<b>33</b>  $L=2A + 1.7B + 2(C) - 4d$	<b>34</b>  $L=A + B + C + (E) - 0.5r - d$
<b>35</b>  $L=A + B + C + (E) - 0.5r - d$	<b>36</b>  $L=A + B + C + (D) - r - 2d$	<b>41</b>  $L=A + B + C + D + (E) - 2r - 4d$	<b>44</b>  $L=A + B + C + D + (E) - 2r - 4d$	<b>46</b>  $L=A + 2B + C + (E)$
<b>47</b>  $L=2A + B + 2(C) + 2q - 3r - 6d$	<b>51</b>  $L=2(A + B + (C)) - 2.5r - 5d$	<b>56</b>  $L=A + B + C + D + 2(E) - 1.5r - 3d$	<b>63</b>  $L=2A + 3B + 2(C) - 3r - 6d$	<b>64</b>  $L=A + B + C + 2D + E + (F) - 3r - 6d$
<b>67</b>  $L=A$	<b>75</b>  $L=\pi(A-d) + B + 25$	<b>77</b>  $L=C\pi(A-d)$	<b>98</b>  $L=A + 2B + C + (D) - 2r - 4d$	<p>All other shape codes are Shape Code 99 and require fully dimensioned sketches.</p>

## Table of minimum dimensions



Nominal Size	Minimum radius for scheduling	Minimum diameter for bending former	Minimum End Projection	
			General (min. 5d straight)	Links where bend <150° (min. 10d straight)
6	12	24	110	110
8	16	32	115	115
10	20	40	120	130
12	24	48	125	160
16	32	64	130	210
20	70	140	190	290
25	87	175	240	365
32	112	224	305	465
40	140	280	380	580
50	175	350	475	725